



**HALF YEARLY REPORT
FOR THE PERIOD ENDED
DECEMBER 31, 2022**

POWER TO BE

**A TOMORROW
MADE OF CEMENT**



TABLE OF CONTENTS

- 01 Corporate Information
- 02 Directors' Review
- 06 Independent Auditor's Review Report
- 07 Condensed Interim Statement of Financial Position
- 09 Condensed Interim Statement of Profit or Loss and other Comprehensive Income (Unaudited)
- 10 Condensed Interim Statement of Cash Flows (Unaudited)
- 11 Condensed Interim Statement of Changes in Equity (Unaudited)
- 12 Notes to and Forming Part of the Condensed Interim Financial Statements (Unaudited)

CORPORATE INFORMATION

Board of Directors

Mr. Nasim Beg
Mr. Samad A. Habib
Syed Salman Rashid
Ms. Zainab Kashif
Mr. Anders Paludan-Müller
Mr. Javed Kureishi
Mr. Khursheed A. Jamal

Chairman, Non-Executive Director
Non-Executive Director
Non-Executive Director
Non-Executive Director
Non-Executive Director
Independent Director
Independent Director

Audit Committee

Mr. Khursheed A. Jamal
Syed Salman Rashid
Mr. Samad A. Habib

Chairman
Member
Member

Human Resource & Remuneration Committee

Mr. Javed Kureishi
Syed Salman Rashid
Mr. Muhammad Kashif Habib

Chairman
Member
Member

Chief Executive Officer

Mr. Muhammad Kashif Habib

Bankers / Lenders of the Company

Local Banks / DFIs

Allied Bank Limited
Al Baraka Bank (Pakistan) Limited
Askari Bank Limited
Bank Alfalah Limited
Bank Al Habib Limited
Bankislami Pakistan Limited
Dubai Islamic Bank (Pakistan) Limited
Faysal Bank Limited
First Credit & Investment Bank Limited
Habib Bank Limited
Habib Metropolitan Bank Limited
National Bank of Pakistan Limited
Pak Oman Investment Company Limited
The Bank of Punjab
The Bank of Khyber
Summit Bank Limited
Samba Bank Limited
United Bank Limited

Chief Financial Officer

Mr. Irfan Sikander Bawa

Company Secretary

Mr. Salman Gogan

External Auditors

A.F. Ferguson & Co. Chartered Accountants

Legal Advisor

Mr. Asad Iftikhar

Corporate Advisor

HaiderMota & Co. Advocates

Share Registrar

CDC Share Services Limited
CDC House, 99-B,Block-B, SMCHS,
Main Shahrah-e-Faisal, Karachi - 74400

Registered Office

Arif Habib Centre, 23, M.T. Khan Road, Karachi

Factory

Nooriabad Industrial Area, Kalo Kohar, District
Jamshoro, Sindh

Website

www.powercement.com.pk

Contact Number

021-32468231-2
021-32468350-1

Foreign Banks / DFIs

DEG - Deutsche Investitionsund
Entwicklungsgesellschaft mbH - Germany
The OPEC Fund for International Development
("OFID") – Austria
Islamic Corporation for the Development
of the Private Sector ("ICD") – Saudi Arabia

DIRECTORS' REVIEW

The Board of Directors of your company are pleased to present their review on the financial and operational performance of the company for the half year ended December 31, 2022.

ECONOMIC OVERVIEW

The first half of FY23 saw a volatile global market, with commodity prices experiencing significant fluctuations especially due to geopolitical tensions. As a result, industries relying on these commodities faced inflationary pressures hampering the growth.

In Pakistan, elevated commodity costs and political instability have had a cascading effect on the economy, leading to an increase in the import bill, currency depreciation and inflation, while exports and worker remittances have also declined compared to the previous year.

INDUSTRY OVERVIEW

The overall cement sector in Pakistan saw a dip in sales, with a sales volume of 21.8 million tons - a 20.7% decrease compared to 27.5 million tons in the same period previous year. The decline was due to unfavorable macroeconomic factors and the aftermath of the catastrophic monsoon season that caused widespread floods.

Local cement industry sales in Pakistan reported a decrease of 16.8% to reach 20 million tons for the half year ended December 31, 2022, compared to 24.1 million tons in the prior period. Exports also decreased by 48.8% to reach 1.7 million tons as compared to 3.4 million tons in the previous year.

Domestic sales in the South Zone (the Zone) decreased to 3.5 million tons, marking a 10% reduction compared to the previous year's 3.9 million tons. Meanwhile, the export sales in the South Zone experienced a significant dip of 54%, totaling 1.15 million tons compared to 2.52 million tons in the previous year. The decrease in exports was largely due to the global economic downturn and its impact on demand in foreign markets. Cement manufacturers also faced higher production costs, which compounded the industry's challenges.

SALES & PRODUCTION PERFORMANCE

The sales and production statistics of the company for the half year ended December 31, 2022 together with the corresponding period are as under:

Sales Volume	For the Half Year ended		
	December 31 2022	December 31 2021	Variance %
	In Tons		
Cement dispatches (Local)	743,803	774,430	(4%)
Clinker dispatches (Local)	78,488	126,825	(38%)
Cement dispatches (Export)	192,908	46,262	317%
Clinker dispatches (Export)	67,456	317,335	(79%)
Total	1,082,655	1,264,852	(14%)

Your company in this half year managed to perform better than the overall performance of the Zone by restricting a dip in domestic sales to 4% against a 10% decline in the domestic sales of the Zone.

DIRECTORS' REVIEW

Production	For the Half Year ended			
	December 31 2022	December 31 2021	Change	Variance %
	In Tons			
Cement production	949,031	820,765	128,266	16%
Clinker production	1,114,093	1,263,671	149,578	(12%)

During the half year, cement production stood at 949,031 metric tons (16% increase) and clinker at 1,114,093 metric tons (12% decrease). The overall capacity utilization stood at 69% as compared to 79% in the corresponding period. Lower capacity was due to low demand of cement in July & August 2022 in the aftermath of floods. In second quarter of current half year, the capacity utilization scaled 83%.

FINANCIAL PERFORMANCE

Your company has been successful in achieving cost-efficient coal consumption through a combination of procuring international coal at competitive rates and utilizing a mix of local coal, which constitutes over 40% of the total coal consumption. The localization efforts are supported by the company's European-made production plant from FLSmidth. Furthermore, your company is committed to generating clean and sustainable energy, with 10 MW generated from its Waste Heat Recovery system and 7 MW from its newly commissioned solar project, which is providing electricity at a cost lower than the national grid. The feasibility of a wind project is also being explored. The management is focused on consolidating its resources, optimizing costs, and aligning its strategies with the changing political and economic landscape to support sustainable business operations.

An analysis of the key financial results of your company for the half year ended December 31, 2022 is as under:

Particulars	For the Half Year ended		For the Quarter ended	
	December 31 2022	December 31 2021	December 31 2022	December 31 2021
	Rs. '000		Rs. '000	
Net Sales Revenue	12,642,946	9,276,007	7,072,409	5,162,217
Gross Profit	2,751,537	1,817,935	1,944,484	981,271
Operating Profit	1,597,935	1,376,940	1,360,198	961,073
(Loss) / Profit Before Tax	(192,830)	61,587	457,445	283,484
Profit After Tax	420,294	280,439	692,276	470,846
Earnings Per Share Basic and Diluted (Rupee)	0.23	0.16	0.50	0.34

GROSS PROFIT

Second quarter of the year reported a gross profit of 27% as compared to 19% gross profit of the corresponding quarter of the last year. Your company's gross margin for the half year was 22%, a significant improvement from 19% in the corresponding period last year. Improvement in gross profits is primarily attributable to the use of local coal and improved efficiencies of the plant.

DIRECTORS' REVIEW

NET PROFIT

Your company's net profit after tax for the second quarter of the current year is Rs.692 million as compared to Rs.470 million of the corresponding period of the last year. For the half year net profit is Rs.420 million as compared to profit of Rs.280 million in the same period last year. The net profitability remained stressed due to high interest rates prevalent in the Country.

FUTURE OUTLOOK

The recent political instability, devastating floods, soaring inflation, dwindling forex reserves, and rising policy rates have taken a toll on the country's economy. Pakistan has made strides in its efforts to secure support from friendly countries and lending institutions, and the revival of the IMF program is expected to bring an inflow of external funds. This, in turn, will improve business conditions and allow the cement industry to improve its operating results in the second half of the year. Your company will strive to improve efficiencies, reduce costs, and maintain its share in both the domestic and key export markets.


The government's efforts to secure financial assistance from friendly nations, along with its negotiations with lenders to secure additional monetary inflows, are expected to give confidence to other bilateral and multilateral lenders to follow suit. However, the depreciating currency, high inflation and interest rates, lack of development spending, and slowing economy are expected to keep demand under pressure in the remaining period of FY23. The restrictions on imports are hampering the ability to operate for many industries, including steel manufacturing, which may also have a negative impact on the pace of construction activities. However, there may be some respite in the form of increased demand for reconstruction in flood-affected areas if the government is able to secure funding from international lenders. Additionally, if coal prices decrease, it will decrease the costs of production and make exports viable, which at present have very low margins.

The management of your company has closely monitored these developments and implemented mitigating strategies to minimize their impact on its operations and financial performance.

ACKNOWLEDGEMENT

The Directors of your company take pleasure in expressing their sincere gratitude and appreciation for commitment and contribution of all the employees and the continued trust and reliance placed in the company by all the stakeholders.

For and on Behalf of the Board



Muhammad Kashif Habib
Chief Executive Officer



Nasim Beg
Chairman

Karachi
February 27, 2023



FINANCIAL STATEMENTS

FOR THE HALF YEAR ENDED
DECEMBER 31, 2022

INDEPENDENT AUDITOR'S REVIEW REPORT

To the members of Power Cement Limited

Report on review of Interim Financial Statements

Introduction

We have reviewed the accompanying condensed interim statement of financial position of Power Cement Limited as at December 31, 2022 and the related condensed interim statement of profit or loss and other comprehensive income, condensed interim statement of changes in equity, and condensed interim statement of cash flows, and notes to the financial statements for the six-month period then ended (here-in-after referred to as the "interim financial statements"). Management is responsible for the preparation and presentation of these interim financial statements in accordance with accounting and reporting standards as applicable in Pakistan for interim financial reporting. Our responsibility is to express a conclusion on these interim financial statements based on our review. The figures of the condensed interim statement of profit or loss and other comprehensive income for the quarters ended December 31, 2022 and 2021 have not been reviewed, as we are required to review only the cumulative figures for the half year ended December 31, 2022.

Scope of Review

We conducted our review in accordance with International Standard on Review Engagements 2410, "Review of Interim Financial Information Performed by the Independent Auditor of the Entity". A review of interim financial statements consists of making inquiries, primarily of persons responsible for financial and accounting matters, and applying analytical and other review procedures. A review is substantially less in scope than an audit conducted in accordance with International Standards on Auditing and consequently does not enable us to obtain assurance that we would become aware of all significant matters that might be identified in an audit. Accordingly, we do not express an audit opinion.

Conclusion

Based on our review, nothing has come to our attention that causes us to believe that the accompanying interim financial statements are not prepared, in all material respects, in accordance with the accounting and reporting standards as applicable in Pakistan for interim financial reporting.

The engagement partner on the audit resulting in this independent auditor's report is Syed Muhammad Hasnain.



A. F. Ferguson & Co.
Chartered Accountants
Karachi

Date: February 28, 2023

UDIN: RR202210073dzGXti82F

A. F. FERGUSON & CO., Chartered Accountants, a member firm of the PwC network
State Life Building No. 1-C, I.I. Chundrigar Road, P.O. Box 4716, Karachi-74000, Pakistan
Tel: +92 (21) 32426682-6/32426711-5; Fax: +92 (21) 32415007/32427938/32424740; <www.pwc.com/pk>

■ KARACHI ■ LAHORE ■ ISLAMABAD

CONDENSED INTERIM STATEMENT OF FINANCIAL POSITION


AS AT DECEMBER 31, 2022

	Note	(Unaudited) December 31, 2022	(Audited) June 30, 2022
ASSETS			
Non-current assets			
Property, plant and equipment	5	35,229,248	35,647,052
Right-of-use asset		18,544	24,725
Intangible asset		-	423
Long-term investments	6	26,231	25,578
Deferred tax asset	7	3,881,966	3,138,307
Long-term deposits		81,109	74,359
		39,237,098	38,910,444
Current assets			
Inventories	8	2,709,304	1,363,972
Stores, spares and loose tools	9	1,943,324	1,924,299
Trade receivables - considered good	10	345,941	233,616
Advances and other receivables - unsecured, considered good		791,348	523,905
Taxation - payments less provision		487,619	509,231
Trade deposits and short-term prepayments		40,443	77,473
Tax refunds due from government - sales tax	11	422,765	1,039,865
Derivative financial asset		1,967,808	1,621,753
Short-term investments		51,399	26,399
Cash and bank balances	12	1,034,834	217,775
		9,794,785	7,538,288
TOTAL ASSETS		49,031,883	46,448,732

The annexed notes from 1 to 27 form an integral part of these condensed interim financial statements.



Chief Financial Officer



Chief Executive Officer



Director

CONDENSED INTERIM STATEMENT OF FINANCIAL POSITION


AS AT DECEMBER 31, 2022

	Note	(Unaudited) December 31, 2022	(Audited) June 30, 2022
(Rupees in '000)			
EQUITY AND LIABILITIES			
Share Capital And Reserves			
Share Capital			
Ordinary shares	13	11,118,705	11,118,705
Cumulative preference shares		2,082,433	2,082,433
		13,201,138	13,201,138
Reserves			
Capital Reserve			
Share premium		739,493	739,493
Difference on conversion of cumulative preference shares into ordinary shares		(121,141)	(121,141)
Hedging reserve		-	-
Revenue Reserve			
Accumulated loss		(3,115,741)	(3,536,035)
		(2,497,389)	(2,917,683)
Contribution from associated undertakings	14	7,000,000	7,000,000
		17,703,749	17,283,455
LIABILITIES			
Non-current liabilities			
Long-term financing - secured	15	16,030,719	17,510,223
Long-term trade payables	16	494,661	522,828
Long-term lease liability		8,846	17,327
Staff retirement benefits		153,727	136,270
		16,687,953	18,186,648
Current liabilities			
Trade and other payables		3,975,700	4,421,035
Unclaimed dividend		126	126
Accrued mark-up		1,716,351	1,383,274
Short-term financing - secured	17	5,845,990	2,783,927
Current portion of long-term lease liability		15,806	14,348
Current portion of long-term financing	15	3,086,208	2,375,919
		14,640,181	10,978,629
TOTAL LIABILITIES		31,328,134	29,165,277
Contingencies and commitments	18		
TOTAL EQUITY AND LIABILITIES		49,031,883	46,448,732

The annexed notes from 1 to 27 form an integral part of these condensed interim financial statements.



Chief Financial Officer



Chief Executive Officer



Director

CONDENSED INTERIM STATEMENT OF PROFIT OR LOSS AND OTHER COMPREHENSIVE INCOME


FOR THE HALF YEAR ENDED DECEMBER 31, 2022 - UNAUDITED

	Note	Half year ended		Quarter ended	
		December 31, 2022	December 31, 2021	December 31, 2022	December 31, 2021
(Rupees in '000)					
Revenue from contracts with customers	19	12,642,946	9,276,007	7,072,409	5,162,217
Cost of sales		(9,891,409)	(7,458,072)	(5,127,925)	(4,180,946)
Gross profit		2,751,537	1,817,935	1,944,484	981,271
Selling and distribution expenses	20	(605,093)	(604,880)	(212,594)	(370,172)
Administrative expenses		(173,796)	(142,671)	(98,973)	(81,531)
Reversal of allowance on trade receivables		-	40,321	-	40,321
Other (expense) / income	21	(374,713)	266,235	(272,719)	391,184
		(1,153,602)	(440,995)	(584,286)	(20,198)
Profit from operations		1,597,935	1,376,940	1,360,198	961,073
Finance income		4,901	2,832	2,873	1,500
Finance cost		(1,795,666)	(1,318,185)	(905,626)	(679,089)
		(1,790,765)	(1,315,353)	(902,753)	(677,589)
(Loss) / profit before taxations		(192,830)	61,587	457,445	283,484
Taxation	22	613,124	218,852	234,831	187,362
Profit after taxation		420,294	280,439	692,276	470,846
Other comprehensive income / (loss)					
Items that are or may be reclassified subsequently to profit or loss					
Cash flow hedge - effective portion of changes in fair value net of deferred tax		269,542	563,067	269,542	61,356
Adjustment for amounts transferred to profit or loss		(269,542)	(563,067)	(269,542)	(250,638)
		-	-	-	(189,282)
Total comprehensive income for the period		420,294	280,439	692,276	281,564
(Rupees)					
Earnings per share - basic	23	0.23	0.16	0.54	0.39
Diluted earnings per share	23	-	-	0.50	0.34

The annexed notes from 1 to 27 form an integral part of these condensed interim financial statements.



Chief Financial Officer



Chief Executive Officer



Director

CONDENSED INTERIM STATEMENT OF CASH FLOWS


FOR THE HALF YEAR ENDED DECEMBER 31, 2022 - UNAUDITED

	Note	December 31, 2022	December 31, 2021
(Rupees in '000)			
CASH FLOWS FROM OPERATING ACTIVITIES			
Cash generated from operations	24	538,772	142,568
Gratuity paid		(11,398)	(31,317)
Income tax paid		(108,923)	(84,753)
Deposits paid		(6,750)	(31,039)
Finance cost paid		(1,430,461)	(1,254,086)
		(1,557,532)	(1,401,195)
Net cash used in operating activities		(1,018,760)	(1,258,627)
CASH FLOWS FROM INVESTING ACTIVITIES			
Capital expenditure - operations		(54,186)	(192,318)
Proceeds from sale of property, plant and equipment		1,134	10,800
Interest received		4,248	2,229
Net cash used in investing activities		(48,804)	(179,289)
CASH FLOWS FROM FINANCING ACTIVITIES			
Repayment of long-term financing - net		(1,169,140)	(136,933)
Proceeds / (repayment) of short term financing - net		3,112,063	(181,073)
Lease rentals paid		(8,300)	(7,547)
Proceeds of loan from related parties - net		-	1,586,000
Net cash generated from financing activities		1,934,623	1,260,447
Net increase / (decrease) in cash and cash equivalents		867,059	(177,469)
Cash and cash equivalents at the beginning of the period		(132,225)	(244,894)
Cash and cash equivalents at the end of the period	25	734,834	(422,363)

The annexed notes from 1 to 27 form an integral part of these condensed interim financial statements.



Chief Financial Officer



Chief Executive Officer



Director

CONDENSED INTERIM STATEMENT OF CHANGES IN EQUITY


FOR THE HALF YEAR ENDED DECEMBER 31, 2022 - UNAUDITED

	Issued, subscribed and paid up capital	Difference on conversion of cumulative preference shares into ordinary shares	Capital Reserve		Revenue Reserve	Contribution from associated undertakings note 14	Total Equity
			Share Premium	Hedging reserve	Accumulated loss		
(Rupees in '000)							
Balance as at July 1, 2021	13,079,997	-	739,493	-	(3,074,575)	-	10,744,915
Total comprehensive income/ (loss) for the period							
Profit for the period	-	-	-	-	280,439	-	280,439
Cumulative preference shares of Rs.10 each converted into 1.333 Ordinary Shares of Rs. 10 each during the year.	114,474	(114,474)	-	-	-	-	-
Other comprehensive income for the period	-	-	-	-	-	-	-
	114,474	(114,474)	-	-	280,439	-	280,439
Balance as at December 31, 2021	13,194,471	(114,474)	739,493	-	(2,794,136)	-	11,025,354
Balance as at July 1, 2022	13,201,138	(121,141)	739,493	-	(3,536,035)	7,000,000	17,283,455
Total comprehensive income for the period							
Profit for the period	-	-	-	-	420,294	-	420,294
Other comprehensive income for the period	-	-	-	-	-	-	-
	-	-	-	-	420,294	-	420,294
Balance as at December 31, 2022	13,201,138	(121,141)	739,493	-	(3,115,741)	7,000,000	17,703,749

The annexed notes from 1 to 27 form an integral part of these condensed interim financial statements.



Chief Financial Officer



Chief Executive Officer



Director

NOTES TO AND FORMING PART OF THE CONDENSED INTERIM FINANCIAL STATEMENTS

FOR THE HALF YEAR ENDED DECEMBER 31, 2022 - (UNAUDITED)

1. THE COMPANY AND ITS OPERATIONS

Power Cement Limited (the Company) was incorporated in Pakistan as a private limited company on December 1, 1981 and was converted into a public limited company on July 9, 1987. The Company is listed on Pakistan Stock Exchange. The Company's principal activity is manufacturing, selling and marketing of cement. The registered office of the Company is situated at Arif Habib Centre, 23 M.T. Khan Road, Karachi and its undertaking is situated at Deh Kalo Kohar, Nooriabad Industrial Estate, District Jamshoro (Sindh).

2. BASIS OF PREPARATION

These condensed interim financial statements have been prepared in accordance with the accounting and reporting standards as applicable in Pakistan for interim financial reporting. The accounting and reporting standards as applicable in Pakistan for interim financial reporting comprise of:

- International Accounting Standard (IAS) 34, Interim Financial Reporting, issued by the International Accounting Standards Board (IASB) as notified under the Companies Act, 2017:
- Islamic Financial Accounting Standards (IFAS) issued by Institute of Chartered Accountants of Pakistan as notified under Companies Act, 2017; and
- Provisions of and directives issued under the Companies Act, 2017.

Where the provisions of and directives issued under the Companies Act, 2017 differ with the requirements of IAS 34, the provisions of and directives issued under the Companies Act, 2017 have been followed.

These condensed interim financial statements do not include all the information required for full financial statements and should be read in conjunction with the annual financial statements of the Company for the year ended 30 June 2022.

2.1 Changes in accounting standards, interpretations and pronouncements

a) Standards and amendments to approved accounting and reporting standards that are effective

There are certain amendments and interpretations to the accounting and reporting standards which are mandatory for the Company's annual accounting period which began on July 1, 2022. However, these do not have any significant impact on the Company's financial reporting.

b) Standards and amendments to approved accounting and reporting standards that are not yet effective

There are certain amendments and interpretations to the accounting and reporting standards that will be mandatory for the Company's annual accounting periods beginning on or after July 1, 2023. However, these will not have any impact on the Company's financial reporting and, therefore, have not been disclosed in these condensed interim financial statements.

NOTES TO AND FORMING PART OF THE CONDENSED INTERIM FINANCIAL STATEMENTS

FOR THE HALF YEAR ENDED DECEMBER 31, 2022 - (UNAUDITED)

3. ACCOUNTING POLICIES

The accounting policies adopted in the preparation of these condensed interim financial statements are the same as those applied in the preparation of the annual financial statements of the Company for the year ended June 30, 2022.

4. ACCOUNTING ESTIMATES, JUDGEMENTS AND FINANCIAL RISK MANAGEMENT

The preparation of these condensed interim financial statements requires management to make estimates, assumptions and use judgements that affect the application of policies and reported amounts of assets and liabilities and income and expenses. Estimates, assumptions and judgements are continually evaluated and are based on historical experience and other factors, including reasonable expectations of future events. Revisions to accounting estimates are recognised prospectively commencing from the period of revision.

Judgements and estimates made by the management in the preparation of these condensed interim financial statements are the same as those that were applied to financial statements as at and for the year ended June 30, 2022.

The Company's financial risk management objectives and policies are consistent with those disclosed in the audited annual financial statements as at and for the year ended June 30, 2022.

5. PROPERTY, PLANT AND EQUIPMENT

	Note	(Unaudited) December 31, 2022	(Audited) June 30, 2022
(Rupees in '000)			
Operating assets	5.1	34,891,078	35,306,841
Capital work-in-progress		88,090	88,090
Capitalisable stores and spares		250,080	252,121
		35,229,248	35,647,052

5.1 Operating assets

Opening net book value		35,306,841	35,926,941
Additions during the period / year - at cost			
Plant and machinery		39,527	166,093
Non factory building on leasehold land		-	9,459
Factory and laboratory equipment		11,801	9,148
Computers and peripherals		4,203	3,144
Office equipment		372	3,669
Furniture and fixtures		275	345
Vehicles		49	1,292
		56,227	193,150
Disposals during the period / year - Net book value		(286)	(548)
Depreciation for the period / year		(471,704)	(812,702)
		(471,990)	(813,250)
Closing net book value		34,891,078	35,306,841

NOTES TO AND FORMING PART OF THE CONDENSED INTERIM FINANCIAL STATEMENTS

FOR THE HALF YEAR ENDED DECEMBER 31, 2022 - (UNAUDITED)

6. LONG-TERM INVESTMENTS

	Note	(Unaudited) December 31, 2022	(Audited) June 30, 2022
(Rupees in '000)			
Amortised cost			
Defence Savings Certificates	6.1	18,057	17,404
Term Deposit Receipts	6.2	8,174	8,174
		26,231	25,578

6.1 These Defence Saving Certificates (DSCs) having face value of Rs 11.65 million are for a period of 10 years with maturity in 2026. These carry mark-up at effective interest rate of 7.44% per annum. These DSCs are pledged with the Nazir of High Court of Sindh.

6.2 These represent term deposits placed with local banks which carry profit at declared rates of 7.20% - 16% (June 30, 2022: 7.20% - 10%) per annum.

7. DEFERRED TAX ASSET

Deferred tax asset has been restricted to 67% (June 30, 2022: 73%) of the total deferred tax asset based on the assumptions that export sales will continue to fall under Final Tax Regime and the Company will be able to achieve its export target as per expectation.

8. INVENTORIES

	(Unaudited) December 31, 2022	(Audited) June 30, 2022
(Rupees in '000)		
Raw material	156,253	71,690
Packing material	172,996	95,548
Semi-finished goods	1,793,138	768,548
Work-in-process	22,431	21,978
Finished goods	564,486	406,208
	2,709,304	1,363,972

9. STORES, SPARES AND LOOSE TOOLS

	(Unaudited) December 31, 2022	(Audited) June 30, 2022
(Rupees in '000)		
Stores	661,962	697,916
Coal	410,215	465,207
Spares	877,953	771,638
Loose tools	12,185	8,529
	1,962,315	1,943,290
Less: Provision for slow moving / obsolete stock	(18,991)	(18,991)
	1,943,324	1,924,299

9.1 This includes coal-in-transit amounting to Rs. 69.31 million (June 30, 2022: Nil).

NOTES TO AND FORMING PART OF THE CONDENSED INTERIM FINANCIAL STATEMENTS

FOR THE HALF YEAR ENDED DECEMBER 31, 2022 - (UNAUDITED)

10. TRADE RECEIVABLES - considered good

	Note	(Unaudited) December 31, 2022	(Audited) June 30, 2022
(Rupees in '000)			
Secured		82,057	404
Unsecured			
- Due from related party	10.1	12,223	-
- Others		343,746	325,297
		438,026	325,701
Less: Loss allowance on trade receivables		(92,085)	(92,085)
		345,941	233,616

10.1 The related parties from whom the receivables are due are as under:

Javedan Corporation Limited	12,223	-
-----------------------------	--------	---

11. TAX REFUNDS DUE FROM GOVERNMENT - SALES TAX

The Company has challenged the levy of sales tax on import of 7,700 TPD on Plant in Sindh High Court. The Court allowed an interim relief to the Company against submission of Bank Guarantee with the Nazir of the Court. A Bank Guarantee of Rs. 528 million had been submitted with the Nazir. The Company has a strong case in this matter, even in worst case if the matter is decided against the Company, the resultant sales tax will be paid and it will be treated as input sales tax and accordingly will be adjusted against the output sales tax of the Company.

12. CASH AND BANK BALANCES

	Note	(Unaudited) December 31, 2022	(Audited) June 30, 2022
(Rupees in '000)			
Cash at bank			
Conventional			
- In current accounts		20,150	29,231
- In savings accounts	12.1	12	7,565
		20,162	36,796
Islamic			
- In current accounts		79,718	87,587
- In savings accounts	12.2	162,930	91,358
		242,648	178,945
- Term Deposit Receipts (TDRs)	12.3	771,100	1,100
Cash in hand		924	934
		1,034,834	217,775

NOTES TO AND FORMING PART OF THE CONDENSED INTERIM FINANCIAL STATEMENTS

FOR THE HALF YEAR ENDED DECEMBER 31, 2022 - (UNAUDITED)

- 12.1** The mark-up rate on the savings and deposit accounts included in cash and bank balances is 13.75% (June 30, 2022: 6% - 8%) per annum.
- 12.2** These accounts are maintained under profit and loss sharing arrangements with Islamic banks at rates ranging from 3.73% - 7.00% (June 30, 2022: 6% - 8%) per annum.
- 12.3** This includes term deposit certificates placed with local banks and carry profit at declared rates of 7.20% - 16% (June 30, 2022: 7.2% - 10%) per annum having a maturity of up to 90 days.

13. SHARE CAPITAL

13.1 Authorised share capital

(Unaudited) December 31, 2022	(Audited) June 30, 2022		(Unaudited) December 31, 2022	(Audited) June 30, 2022
----- (Number of Shares) -----			(Rupees in '000)	
1,390,000,000	1,390,000,000	Ordinary and Cumulative Preference Shares of Rs. 10 each	13,900,000	13,900,000

13.2 Issued, subscribed and paid-up capital Ordinary Shares

Fully paid ordinary shares of Rs. 10 each issued:

1,051,234,846	1,051,234,846	For cash	10,512,348	10,512,348
840,000	840,000	For consideration other than cash	8,400	8,400
11,339,588	11,339,588	Bonus shares	113,396	113,396
48,456,057	48,456,057	Converted from preference shares	484,561	484,561
1,111,870,491	1,111,870,491		11,118,705	11,118,705

13.3 Cumulative Preference Shares

244,585,320	244,585,320	Fully paid Cumulative Preference Shares of Rs. 10 each	2,445,853	2,445,853
(36,342,043)	(36,342,043)	Converted to ordinary shares	(363,420)	(363,420)
208,243,277	208,243,277		2,082,433	2,082,433

NOTES TO AND FORMING PART OF THE CONDENSED INTERIM FINANCIAL STATEMENTS FOR THE HALF YEAR ENDED DECEMBER 31, 2022 - (UNAUDITED)

13.3.1 If cash dividend is not paid in any year, due to loss or inadequate profits, then such unpaid cash dividend will accumulate and will be paid in the subsequent year(s) before any dividend is paid to the Ordinary Shareholders subject to approval of the Board of Directors.

As at December 31, 2022 the undeclared dividend on Cumulative Preference Shares amounted to Rs. 572.29 million (June 30, 2022: Rs 405.83 million).

14. The Company entered into a Musharakah arrangement with Mr. Arif Habib (Sponsor), Arif Habib Equity (Private) Limited (Associated Undertaking) and Rotocast Engineering Company (Private) Limited (Associated Undertaking) for collective investment of Rs. 7,000 million.

The Long Term Musharakah arrangement is classified as equity in these financial statements. The unpaid profit as at December 31, 2022 in respect of the above-mentioned arrangement amounts to Rs. 879.81 million. (June 30, 2022: 270.57 million).

15. LONG-TERM FINANCING - secured

	Note	(Unaudited) December 31, 2022	(Audited) June 30, 2022
(Rupees in '000)			
Local currency loan			
Syndicated loan	15.1.1 & 15.1.2	12,465,794	13,051,307
Term loan	15.2	792,012	842,012
Refinance scheme	15.3	34,377	101,133
		13,292,183	13,994,452
Current maturity		(2,157,826)	(1,447,538)
		11,134,357	12,546,914
Foreign currency loan			
Syndicated loan	15.4	5,824,744	5,891,690
Current maturity		(928,382)	(928,381)
		4,896,362	4,963,309
		16,030,719	17,510,223

15.1.1 This includes funded / Musharaka contribution amount drawn (from a syndicate of 16 local banks/DFIs under the long-term syndicate finance facility of Rs. 16,200 million, for the expansion project of 7,700 TPD, led by the National Bank of Pakistan as Investment Agent (June 30, 2022: Rs. 16,200 million). The said facility has been structured in Islamic mode of financing (Diminishing Musharaka) having Syndicate Term Finance Facility (STFF) of Rs. 16,200 million. The facility carries mark-up at the rate of 6 months KIBOR plus 1.5% (June 30, 2022: 6 months KIBOR plus 1.5%) per annum calculated on daily product basis with mark-up and principal repayment falling due on semi-annual basis. The facility is secured through first pari passu charge over current and fixed assets of the Company along with additional collaterals. This loan is payable through semi annual instalments in 10 years time, including four years grace period, starting from July 2022.

15.1.2 This also includes loan of Rs. 1,000 million structured as Diminishing Musharakah for the purpose of operational support, project cost overruns and service of deferred payables of Company's clinker plant. The facility carries mark-up of KIBOR plus 1.5% per annum. This loan is payable through semi-annual instalments starting from July 2022. The security includes first pari pasu charge on all fixed and current assets along with other collaterals and personal guarantees of the Company's related party.

NOTES TO AND FORMING PART OF THE CONDENSED INTERIM FINANCIAL STATEMENTS

FOR THE HALF YEAR ENDED DECEMBER 31, 2022 - (UNAUDITED)

- 15.2** This includes term loans obtained from commercial banks for a period of 3 to 5 years at the rate ranging between 6 months KIBOR plus 1.25% to 6 months KIBOR plus 1.5% with semi-annual repayments. The loans were disbursed on December 10, 2020 and September 15, 2021. The loans are secured by the sponsors of the Company.
- 15.3** This includes long-term loan agreements with Bank of Punjab under the Refinance Scheme for Payment of Wages and Salaries to the Workers and Employees of Business Concerns by the State Bank of Pakistan. The loans are repayable in eight equal quarterly instalments, starting from March 2021. The loan carries mark-up of 3% per annum starting from the date of disbursement and is payable in arrears on quarterly basis. The loan is secured by way of first pari passu hypothecation charge on the fixed assets of the Company along with additional collaterals.
- 15.4** This represents loan from 3 foreign multilateral institutions / DFIs under long-term syndicate finance facility of equivalent drawdowns of EUR 11.357 million, USD 11.357 million, USD 15.143 million disbursed by Deutsche Investitions-und Entwicklungsgesellschaft mbH (DEG) through Arif Habib Equity Private Limited (AHEPL), OPEC Fund for International Development (OFID) and Islamic Corporation Development (ICD) respectively for the expansion project of Line III. The Company has executed cross currency swaps with Habib Bank Limited and Faysal Bank Limited through AHEPL to hedge the Company's foreign currency payment obligation. This facility carries markup ranging between 6 months KIBOR plus 4.15% to 6 months KIBOR plus 5.49% with mark-up / principal repayment falling due on semi-annual basis with commercial Banks for cross currency swap. The facility is secured through first parri passu charge over current and fixed assets of the Company along with additional collaterals. The above hedge of exposures arising due to variability in cash flows owing to interest / currency risks were designated as cash flow hedges by the management of the Company.

The above-stated hedging instrument (cross currency swap contracts) and the above-stated hedged item (foreign currency loan) have been accounted for separately in these financial statements. The hedging instrument has been accounted for as an asset of Rs 1,967.81 million and the hedged item has been accounted for as a long term liability of Rs 5,824.74 million. Both of these items should be read in conjunction with each other.

16. LONG-TERM TRADE PAYABLES

	(Unaudited) December 31, 2022	(Audited) June 30, 2022
	(Rupees in '000)	
Local currency payables	514,125	577,214
Current maturity	(57,037)	(106,318)
	457,088	470,896
Foreign currency payables	53,110	64,329
Current maturity	(15,537)	(12,397)
	37,573	51,932
	494,661	522,828

- 16.1** In 2017, the Company had entered into a construction contract with CEEC Tianjin (Pakistan) Electric Power Construction (Private) Limited for the construction of Line III. As per the terms of the contract, the Company is liable to pay an amount of Rs. 847.68 million alongwith USD 0.4 million over a period of 4 years.

NOTES TO AND FORMING PART OF THE CONDENSED INTERIM FINANCIAL STATEMENTS

FOR THE HALF YEAR ENDED DECEMBER 31, 2022 - (UNAUDITED)

17. SHORT-TERM FINANCING - secured

	Note	(Unaudited) December 31, 2022	(Audited) June 30, 2022
(Rupees in '000)			
Conventional			
Running finance	17.1	300,000	350,000
Export Refinance Facility (ERF)	17.2	200,000	200,000
		500,000	550,000
Islamic			
Istisna / Running Musharaka / Murabaha	17.3		
Maturity within three months		2,462,000	-
Maturity after six months		1,883,990	1,233,927
Islamic Export Refinance Facility (IERF)	17.3	1,000,000	1,000,000
		5,345,990	2,233,927
		5,845,990	2,783,927

- 17.1** This represents short-term running finance facility from commercial bank amounting to Rs. 300 million (June 30, 2022: Rs. 350 million). These carry applicable mark up at the rate of 1 month KIBOR plus 1.5% (June 30, 2022: 1 month KIBOR plus 1.5%) per annum calculated on daily product basis. The facility is annually renewable and mark-up on the facility is payable on quarterly basis. The facility is secured by first pari passu charge against current and fixed assets of the Company.
- 17.2** This represents facility of State Bank of Pakistan's (SBP) Export Refinance Scheme (ERF) aggregating to Rs. 200 million (June 30, 2022: Rs. 200 million) repayable with a maximum tenure of 180 days from the date of disbursement. The ERF facility availed during the period carry markup ranging from 7.5% to 10.0% (June 30, 2022: 3.5% to 7.5%) per annum. These facilities have been obtained on annually renewable basis. As at the reporting date, unavailed amount under these facilities amounts to Rs. Nil. (June 30, 2022: Rs. Nil) These are secured by first pari passu charge against current and fixed assets of the Company.
- 17.3** These represent Istisna / Musharaka / Murabaha facilities aggregating to Rs. 7,250 million (June 30, 2022: Rs. 7,050 million) repayable with a maximum tenure of 180 days from the date of disbursement. The IERF facility availed during the period carry mark up rates ranging from 5.5% to 10.0% (June 30, 2022: 3.5% to 7.5%) per annum while other working capital facilities carry applicable profit at the rates ranging from KIBOR plus 1% to KIBOR plus 2% (June 30, 2022: KIBOR plus 1% to KIBOR plus 2%). These facilities are on yearly renewable basis. As at the reporting date, unavailed amount under these facilities amount to Rs. 1,904 million (June 30, 2022: Rs. 4,816 million) These are secured by first pari passu charge against current and fixed assets of the Company.

18. CONTINGENCIES AND COMMITMENTS

18.1 Contingencies

There is no change in the status of the contingencies as disclosed in note 29 to the annual financial statements for the year ended June 30, 2022 except as mentioned below:

NOTES TO AND FORMING PART OF THE CONDENSED INTERIM FINANCIAL STATEMENTS

FOR THE HALF YEAR ENDED DECEMBER 31, 2022 - (UNAUDITED)

18.1.1 The Company received a notice under the Customs Act, 1969 and DTRE Rules by the Collector of Customs Hyderabad raising tax demand of Rs. 114.35 million on account of input goods imported and locally purchased by the Company. The notice was contested by the Company before the Collector of Customs (Adjudication) Quetta which was decided against the Company. The Company filed an appeal with the Customs Appellate Tribunal (Tribunal) in respect of the same and during the period the matter has been decided against the Company by the Tribunal. Thereafter, the Company has filed an appeal in the High Court of Sindh which is pending adjudication. Based on the advice of the legal advisor of the Company, the matter will be decided in favour of the Company.

18.1.2 During the period, the Company received an order dated September 09, 2022 from Deputy Commissioner Inland Revenue raising tax demand of Rs. 1,182.33 million on account of inadmissible input tax for tax year 2020-2021. The Company filed an appeal before the Commissioner Inland Revenue Appeals (CIRA) against the said order. Subsequent to the period end, the CIRA has passed an order in favor of the Company.

18.2 Commitments

	Note	(Unaudited) December 31, 2022	(Audited) June 30, 2022
(Rupees in '000)			
Commitments against open letter of credit for:			
Coal		193,307	-
Stores and spares		37,104	-
		230,411	-
Commitments against letter of guarantees	18.2.1	8,318,167	7,557,880
Ijarah rentals		115,561	83,789
		8,664,139	7,641,669

18.2.1 This includes Corporate Guarantee of Rs. 7,213 million (as approved by the Company's shareholders vide special resolution passed on June 23, 2018) issued to DEG (a Foreign Currency Long-Term Financier being part of the Company's long-term financing on behalf of the Arif Habib Equity (Private) Limited - a related party, being part of Company's long-term financing as disclosed in Note 15.

19. REVENUE FROM CONTRACTS WITH CUSTOMERS

	(Unaudited) December 31, 2022	(Unaudited) December 31, 2021
(Rupees in '000)		
Local Sales	13,341,688	10,036,320
Sales tax	(2,112,625)	(1,643,342)
Federal excise duty	(1,233,437)	(1,351,553)
Commission	(33,088)	(38,884)
	9,962,538	7,002,541
Export Sales	3,006,942	2,600,774
Freight on export	(326,534)	(327,308)
	2,680,408	2,273,466
	12,642,946	9,276,007

20. These include Rs. 454.52 million (December 31, 2021: Rs 442.55 million) incurred in respect of export sales.

NOTES TO AND FORMING PART OF THE CONDENSED INTERIM FINANCIAL STATEMENTS

FOR THE HALF YEAR ENDED DECEMBER 31, 2022 - (UNAUDITED)

21. OTHER (EXPENSE) / INCOME

	Note	(Unaudited) December 31, 2022	(Unaudited) December 31, 2021
(Rupees in '000)			
Gain on disposal of fixed assets		848	10,252
Grant income		1,997	7,002
Scrap sales		133	128
Gain on modification of liability		-	271,948
Workers' profit participation fund		-	(1,562)
Insurance claim	21.1	136,450	-
Exchange loss - net	21.2	(267,771)	(157,313)
Remeasurement (loss) / gain	21.3	(246,370)	135,780
		(374,713)	266,235

- 21.1** This represents insurance claim lodged against goods damaged at port due to atmospheric disturbance and the cost amounting to Rs. 143.72 million (December 31, 2021: Nil) has been included in cost of sales.
- 21.2** This represents the net amount of exchange gain or loss calculated on import of coal, export sales and on remeasurement of foreign payables & receivables other than long term foreign currency borrowing.
- 21.3** This represents the net amount of exchange gain or loss booked on remeasurement of foreign currency borrowings and the related hedging instrument.

22. TAXATION

	Note	(Unaudited) December 31, 2022	(Unaudited) December 31, 2021
(Rupees in '000)			
Current			
- for the year	22.1	(130,535)	(108,380)
- prior year		-	1,161
Deferred		743,659	326,071
		613,124	218,852

- 22.1** Current year tax charge has been calculated taking into account tax credit available under section 65 E of the Income Tax Ordinance, 2001.

23. EARNINGS PER SHARE

23.1 BASIC

	(Unaudited) December 31, 2022	(Unaudited) December 31, 2021
(Rupees in '000)		
Profit after taxation attributable to ordinary shareholder	420,294	280,439
Adjustment for cumulative preference share dividend	(166,458)	(108,022)
Profit after taxation for calculation of basic earnings per share	253,836	172,417
Weighted average number of ordinary shares outstanding at the end of period (in thousands)	1,111,870	1,077,328
Basic earnings per share (Rupee)	0.23	0.16

NOTES TO AND FORMING PART OF THE CONDENSED INTERIM FINANCIAL STATEMENTS

FOR THE HALF YEAR ENDED DECEMBER 31, 2022 - (UNAUDITED)

23.2 DILUTED

Except for the quarters ended December 31, 2022 and December 31, 2021, diluted earnings per share have not been presented as it has anti-dilutive effect on earnings per share.

24. CASH GENERATED FROM OPERATIONS

	(Unaudited) December 31, 2022	(Unaudited) December 31, 2021
	(Rupees in '000)	
(Loss) / profit before taxation	(192,830)	61,587
Adjustment for:		
Depreciation and amortisation	478,308	510,519
Finance cost on short-term financing	393,150	331,603
Finance cost on long-term financing	1,376,478	942,193
Mark up on lease liability	1,277	1,792
Exchange loss - net	41,576	21,533
Gain on modification of liability	-	(271,948)
Gain on disposal of fixed assets	(848)	(10,252)
Grant income	(1,997)	(7,002)
Reversal of allowance on trade receivables	-	(40,321)
Finance income	(4,901)	(2,832)
Provision for gratuity	28,855	23,412
	2,311,898	1,498,697
Operating profit before working capital changes	2,119,068	1,560,284
Effect on cash flow due to working capital changes		
(Increase) / decrease in current assets		
Stores, spares and loose tools	(19,025)	184,893
Inventories	(1,345,332)	(613,200)
Trade receivables	(112,325)	23,144
Advances and other receivables	349,657	424,639
Short-term investments	(25,000)	-
Trade deposits and short-term prepayments	37,030	18,159
	(1,114,995)	37,635
Increase / (decrease) in current liabilities		
Decrease in trade and other payables	(521,381)	(1,519,697)
Increase in advances from customers	56,080	64,346
	(465,301)	(1,455,351)
Net cash generated from operations	538,772	142,568

25. CASH AND CASH EQUIVALENTS

		(Unaudited) December 31, 2022	(Unaudited) December 31, 2021
		(Rupees in '000)	
Cash and bank balances	12	1,034,834	177,637
Short-term financing	17	(300,000)	(600,000)
		734,834	(422,363)

NOTES TO AND FORMING PART OF THE CONDENSED INTERIM FINANCIAL STATEMENTS

FOR THE HALF YEAR ENDED DECEMBER 31, 2022 - (UNAUDITED)

26. TRANSACTIONS AND BALANCES WITH RELATED PARTIES

Transactions with related parties during the period as follows:

Transactions with related parties

Name of the related party	Relationship	Transactions during the period	(Unaudited) December 31, 2022	(Unaudited) December 31, 2021
			(Rupees in '000)	
Aisha Steel Mills Limited	Associated company by virtue of common directorship	- Sale of goods	441	213
		- Payment received	447	188
Safe Mix Concrete Limited	Associated company by virtue of common directorship	- Sale of goods	189,921	16,141
		- Payment received	204,009	89,256
Javedan Corporation Limited	Associated company by virtue of common directorship	- Sale of goods	48,453	7,644
		- Payment received	16,258	8,941
Rotocast Engineering Company (Private) Limited	Associated company by virtue of common directorship	- Services received	11,270	6,461
		- Lease rental	8,300	11,318
		- Payments made	18,582	20,925
		- Contribution received	381,000	-
		- Loan received	-	100,000
		- Mark-up accrued	-	2,366
Arif Habib Corporation Limited	Associated company by virtue of common directorship	- Markup paid	16,180	-
		- Guarantee commission accrued	424	449
		- Guarantee commission paid	424	613
Memon Health & Education Foundation	Associated company by virtue of common directorship	- Sale of goods	3,120	4,308
		- Payment received	3,025	4,429
Arif Habib Equity (Private) Limited	Associated company by virtue of common directorship	- Markup accrued	122,932	107,868
		- Markup paid	116,436	113,155
		- Loan repaid	154,445	154,445
		- Contribution received	550,000	-
Mr. Arif Habib	Substantial shareholder	- Loan received	-	1,486,000
		- Markup accrued	-	3,634
		- Contribution repaid	931,000	-
EFU Life Assurance Limited	Associated company by virtue of common directorship	- Services received	3,750	5,410
		- Payments made	3,750	5,017
Allied Rental Modaraba	Associated company by virtue of common directorship	- Services received	482	-
		- Payments made	846	350

NOTES TO AND FORMING PART OF THE CONDENSED INTERIM FINANCIAL STATEMENTS

FOR THE HALF YEAR ENDED DECEMBER 31, 2022 - (UNAUDITED)

Transactions with related parties - Continued

Name of the related party	Relationship	Transactions during the period	(Unaudited) December 31, 2022	(Unaudited) December 31, 2021
			(Rupees in '000)	
Fatima Packaging Limited	Associated company by virtue of common directorship	- Purchase of goods	400,147	212,581
		- Payments made	361,318	234,100
Fatima Fertilizer Company Limited	Associated company by virtue of common directorship	- Purchase of goods	-	7,283
		- Payments made	-	7,258
FLSmith A/S	Related party by virtue of nominee director	- Purchase of goods	66,638	-
		- Payments made	73,982	903,663
Key management personnel	Key management	- Remuneration and other benefits	163,399	120,496
		- Advances disbursed to employees	26,002	9,575
		- Advances repaid by employees	20,162	8,535
Pakistan Stock Exchange Limited	Associated company by virtue of common directorship	- Services received	2,327	2,514
		- Payments made	2,327	2,514
Pakarab Fertilizer Company Limited	Associated company by virtue of common directorship	- Purchase of goods	2,020	4,332
		- Payments made	3,711	2,955
Staff retirement benefit fund	Staff benefit plan	Charge during the period	28,855	23,412
		Contribution during the period	11,398	31,317
			(Unaudited) December 31, 2022	(Audited) June 30, 2022
			(Rupees in '000)	

Balances with related parties

Aisha Steel Mills Limited

- Advance from customer

(68) (62)

Safe Mix Concrete Limited

- Advance from customer

(20,979) (6,892)

Javedan Corporation Limited

- Trade receivable / (Advance) from customer

12,223 (20,011)

- Other receivable

- 39

Memon Health & Education Foundation

- Advance from customer

(191) (286)

NOTES TO AND FORMING PART OF THE CONDENSED INTERIM FINANCIAL STATEMENTS

FOR THE HALF YEAR ENDED DECEMBER 31, 2022 - (UNAUDITED)

	(Unaudited) December 31, 2022	(Audited) June 30, 2022
(Rupees in '000)		
Balances with related parties - Continued		
Rotocast Engineering Company (Private) Limited		
- Amount payable / (Advanced) against services received	1,192	(1,377)
- Contribution	<u>1,161,000</u>	<u>780,000</u>
Arif Habib Corporation Limited		
- Guarantee commission payable	212	212
Arif Habib Equity (Private) Limited		
- Loan payable (including mark-up)	1,358,494	1,491,314
- Contribution	<u>550,000</u>	<u>-</u>
Mr. Arif Habib		
- Mark-up payable	293,985	293,985
- Contribution	<u>5,289,000</u>	<u>6,220,000</u>
EFU Life Assurance Limited		
- Trade payables / (Advance)	-	(672)
FLSmith A/S		
- (Advance) against goods purchased	<u>(40,713)</u>	<u>(33,154)</u>
Allied Rental Modaraba		
- Amount payable against services received	-	364
Fatima Packaging Limited		
- Amount payable against goods purchased	<u>76,907</u>	<u>38,078</u>
Pakarab Fertilizer Company Limited		
- Amount payable against goods purchased	-	1,691
Key management personnel		
- Advances to employees	<u>47,563</u>	<u>41,722</u>
Staff retirement benefit fund		
- Payable to gratuity fund	<u>24,909</u>	<u>7,452</u>

NOTES TO AND FORMING PART OF THE CONDENSED INTERIM FINANCIAL STATEMENTS


FOR THE HALF YEAR ENDED DECEMBER 31, 2022 - (UNAUDITED)

27. DATE OF AUTHORISATION FOR ISSUE

These condensed interim financial statements has been authorized for issue on February 27, 2023 by the Board of Directors.



Chief Financial Officer



Chief Executive Officer










Director










Be aware, Be alert, Be safe

Learn about investing at
www.jamapunji.pk

Key features:

-  Licensed Entities Verification
-  Scam meter*
-  Jamapunji games*
-  Tax credit calculator*
-  Company Verification
-  Insurance & Investment Checklist
-  FAQs Answered

-  Stock trading simulator
(based on live feed from KSE)
-  Knowledge center
-  Risk profiler*
-  Financial calculator
-  Subscription to Alerts (event notifications, corporate and regulatory actions)
-  Jamapunji application for mobile device
-  Online Quizzes



Jama Punji is an Investor
Education Initiative of
Securities and Exchange
Commission of Pakistan

 jamapunji.pk

 [@jamapunji_pk](https://twitter.com/jamapunji_pk)

*Mobile apps are also available for download for android and ios devices



Arif Habib Centre,
23, M.T. Khan Road, Karachi
Tel: 021-32468231-8
www.powercement.com.pk